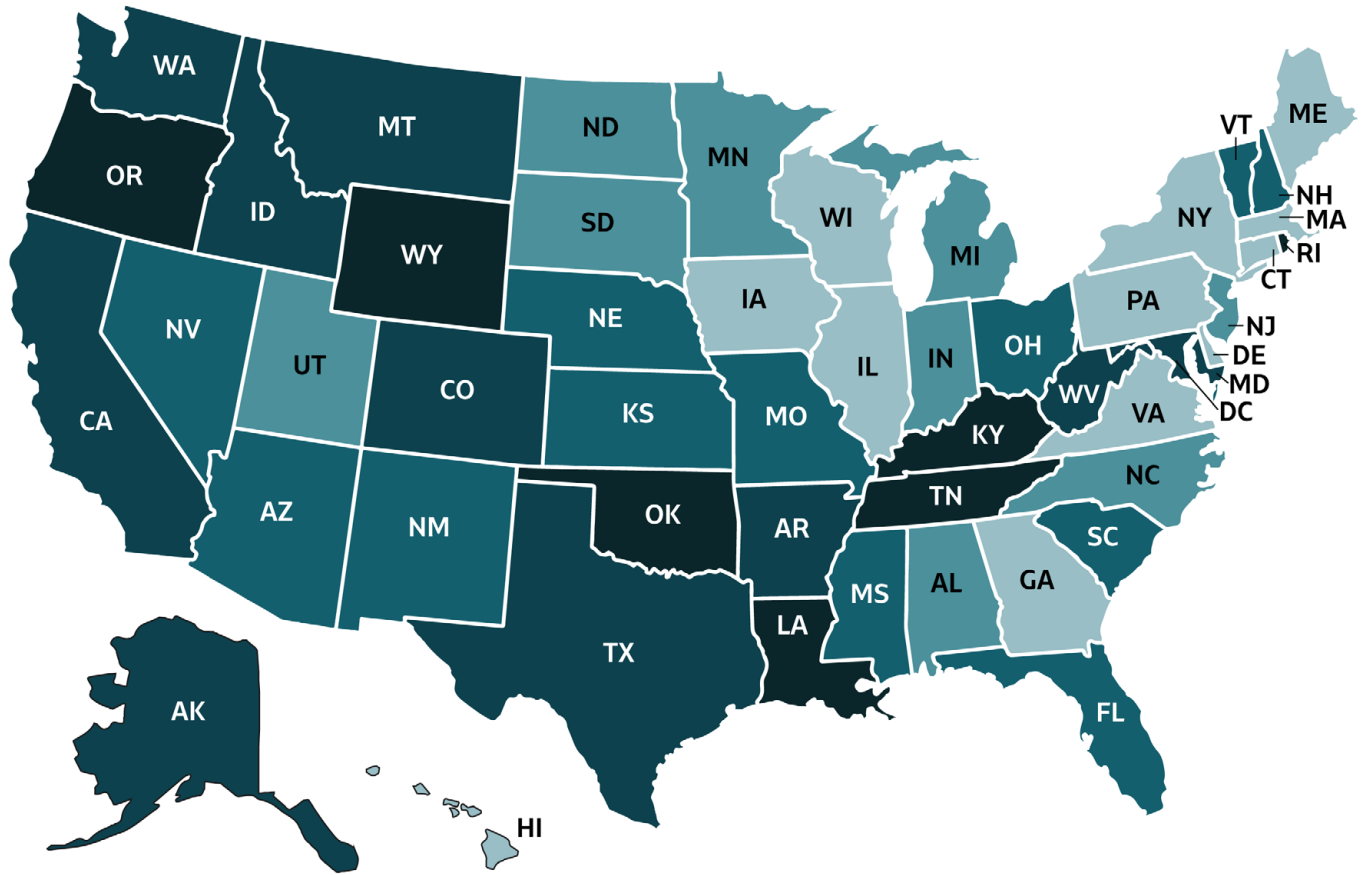







**Figure 3.9. Rate of deaths with hepatitis C listed as a cause of death among US residents, by jurisdiction and year — United States, 2018**



Color Key	Cases/100,000 Population	States
	0-2.49	CT, DE, GA, HI, IL, IA, ME, MA, NY, PA, VA, WI
	>2.49-3.12	AL, IN, MI, MN, MO, NJ, NC, ND, SD, UT
	>3.12-3.85	AZ, FL, KS, MS, NE, NV, NH, OH, SC, VT
	>3.85-5.49	AK, AR, CA, CO, ID, MD, MT, TX, WA, WV
	>5.49-11.00	DC, KY, LA, NM, OK, OR, RI, TN, WY

Source: CDC, National Center for Health Statistics, Multiple Cause of Death 2018 on CDC WONDER Online Database.